

TULLOCH: BUILDINGS, GARDENS, WOODS & MEMORIALS



Monkey Puzzle Tree



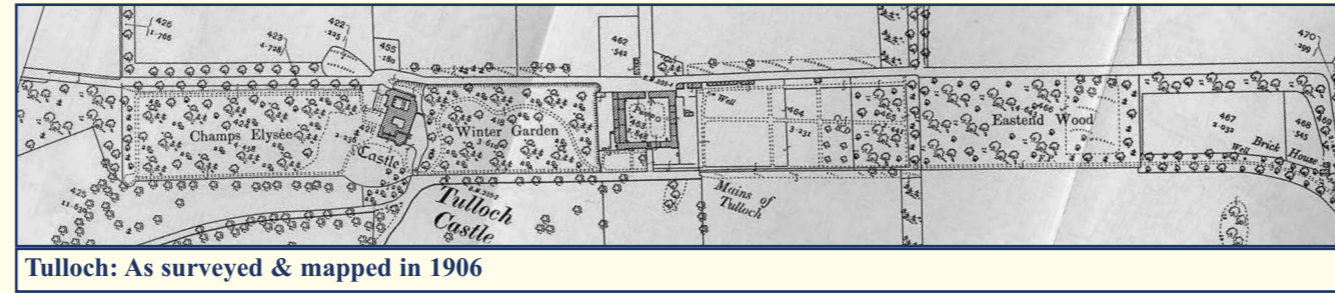
Tulloch Snowdrops




Sweet Chestnut



Plum Tree Yew



Tulloch: As surveyed & mapped in 1906



Tulloch: Aerial View from South West 1920s



Caisteal Gorach



Yew

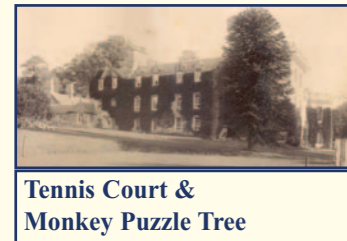
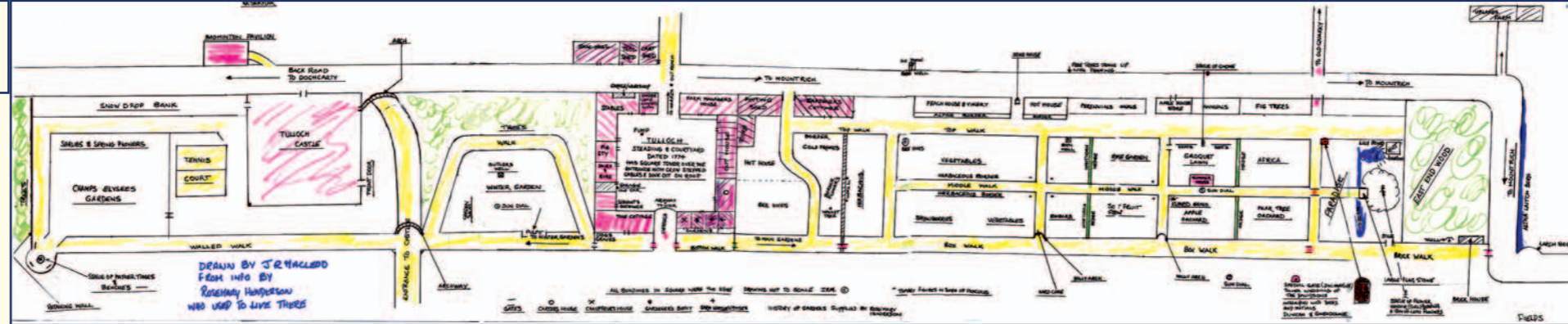


Walnut



Nikko Fir


Tulloch: As remembered by Rosemary Henderson who grew up on the estate in the 1930s



Tennis Court & Monkey Puzzle Tree



The Cottage




Flower Beds



Farm entrance from South



Farm entrance from North



Barn formerly Stables



Hot House



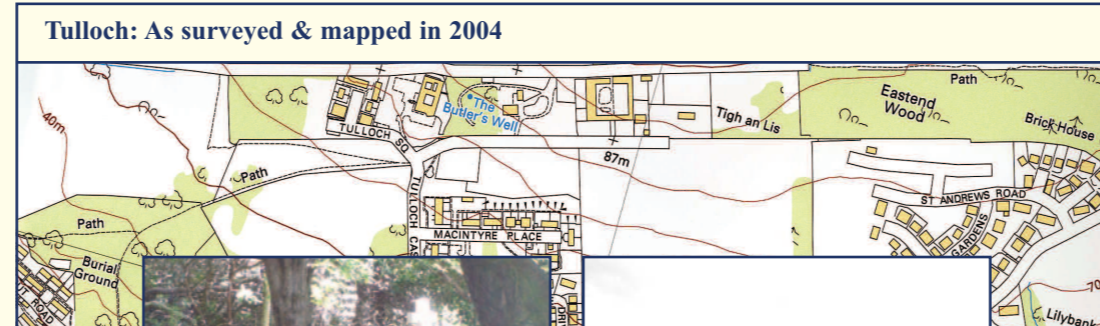
Croquet Lawn



View to South West 1930s



Tulloch Castle 1930s




Tulloch: As surveyed & mapped in 2004



Burial Ground 2006



View to the South 1930s



View to the West from Farm Entrance 2006



CLAN DAVIDSON ASSOCIATION
www.clandavidson.org.uk